

**CROWN**

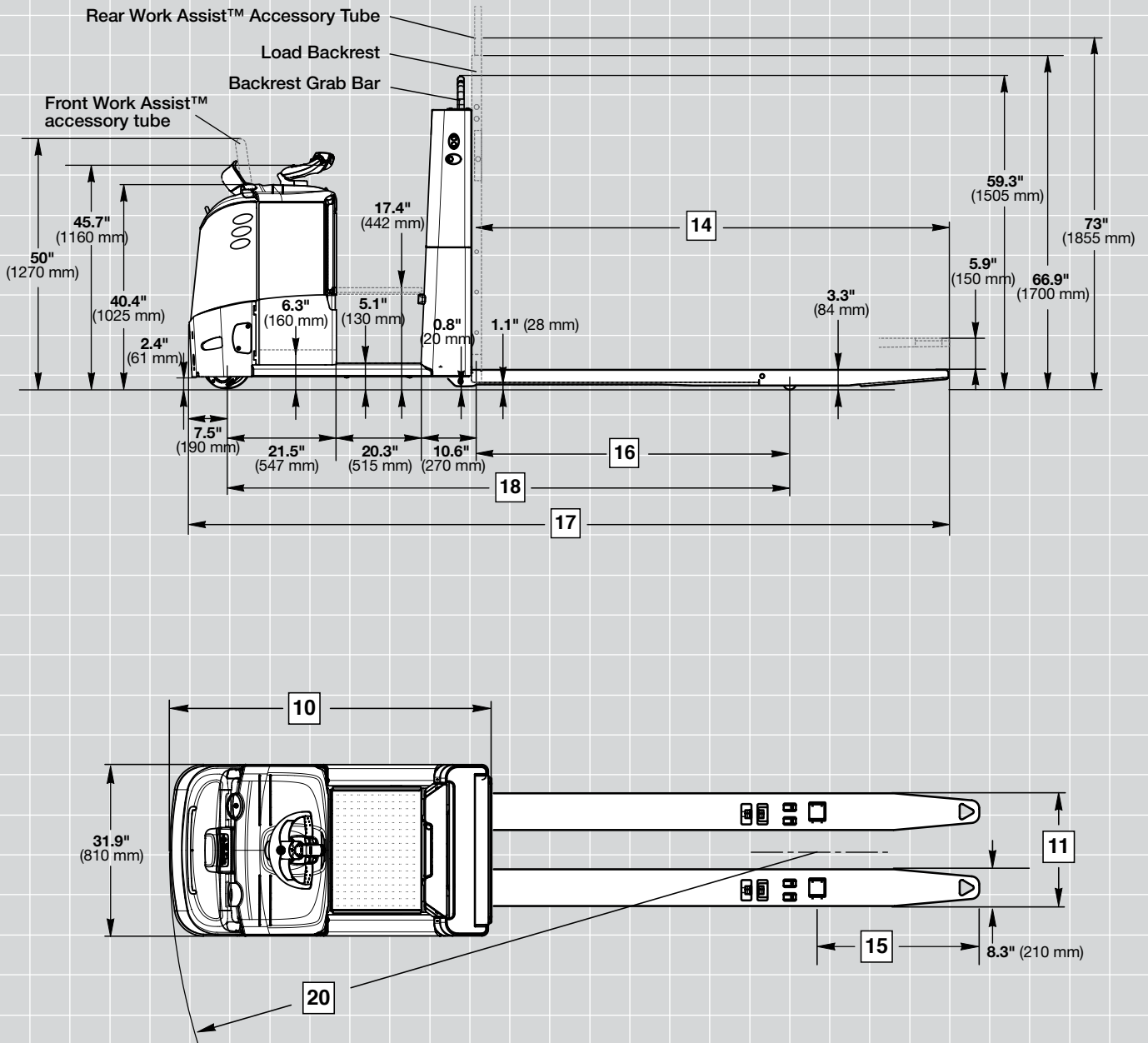
# GPC 3000 SERIES

## Specifications

Low Level Order Picker



**GPC 3060**



# GPC 3000 Series

# Specifications

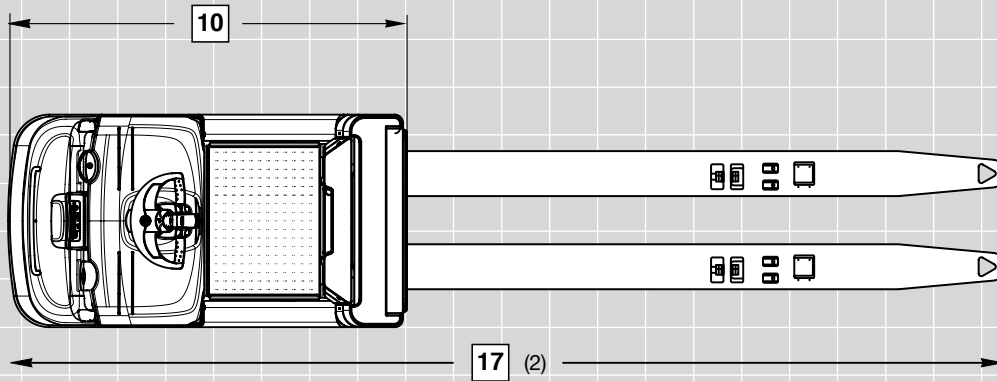
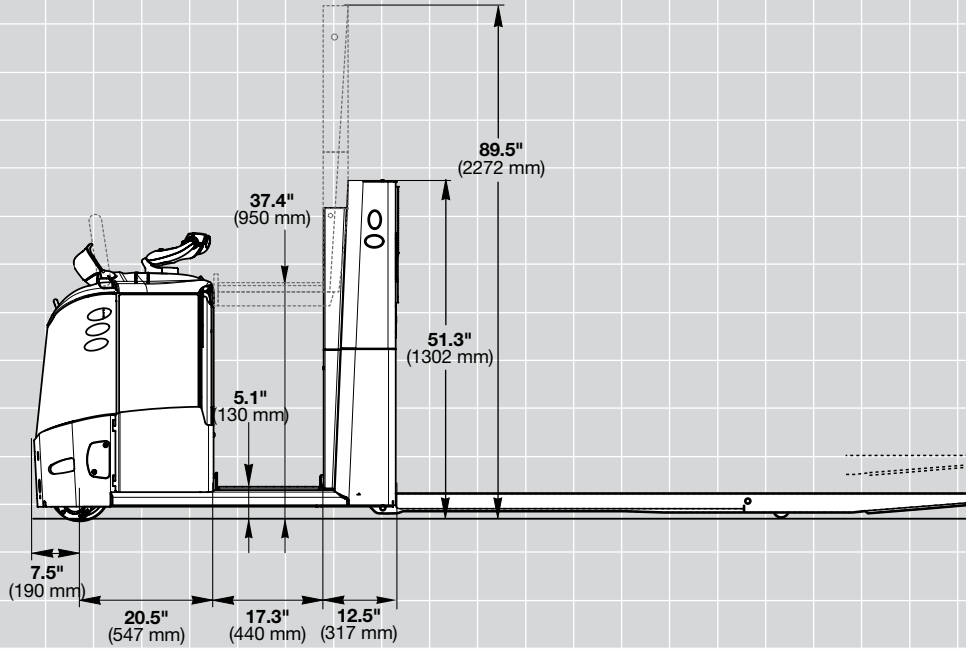
				<i>Imperial</i>		<i>Metric</i>	
<b>General Info</b>	1	<b>Manufacturer</b>		<b>Crown Equipment Corporation</b>			
	2	<b>Model</b>		<b>GPC 3060</b>			
	3	<b>Load Capacity</b>	lb kg	6000		2700	
	4	<b>Operator Type</b>	Stand-up	Walk/Ride			
	5	<b>Power</b>	V/ah	24V / 750			
<b>Dimensions</b>	6	<b>Max Battery Size</b>	WxLxH in mm	13.00x31.12x30.5		330x790x775	
	7	<b>Battery Weight</b>	Min/Max lb kg	815/1512		370/685	
	8	<b>Lift Height</b>	in mm	9.2		234	
	9	<b>Lift</b>	in mm	5.9		150	
	10	<b>Head Length</b>	in mm	59.9		1522	
	11	<b>Outside Fork Spread</b>	in mm	20.5/21.3/22/26.8		520/540/560 / 680	
	12	<b>Speed Travel</b>	w/wo Load mph km/h	5.3/7.8		8.5 / 12.5	

<b>GPC 3060</b>				<b>Extended-Tip Forks</b>							
				<i>Imperial</i>		<i>Metric</i>		<i>Imperial</i>		<i>Metric</i>	
<b>Forks</b>	13	<b>Nominal Fork Length</b>	in mm	84	2135	93	2365	96	2440		
	14	<b>Actual Fork Length</b>	in mm	83.75	2130	93	2365	95.75	2435		
	15	<b>Fork Tip Length</b>	in mm	22.6	575	31.9	810	34.6	880		
	16	<b>Load Wheel Distance</b>	Lowered (1) in mm	61.2	1555	61.2	1555	61.2	1555		
	17	<b>Overall Length</b>	(2) in mm	143.8	3652	153.0	3887	155.8	3957		
	18	<b>Wheelbase</b>	Lowered (1,3) in mm	113.7	2887	113.7	2887	113.7	2887		
	19	<b>Grade Clearance</b>	w/wo Load %	12		12		12			
	20	<b>Turning Radius</b>	Lowered (1,3) in mm	121.1	3077	121.1	3077	121.1	3077		
	21	<b>Truck Weight</b>	w/wo Max Battery (3) lb kg	3904/2394	1771/1086	3942/2432	1788/1103	3951/2441	1792/1107		

- (1) forks raised 4.5" (-115 mm)
- (2) with optional platform lift 3" (+75 mm)
- (3) with optional platform lift 243 lbs (+110 kg)

			<i>Imperial</i>		<i>Metric</i>	
<b>Wheels and Tires</b>	<b>Model</b>		<b>GPC 3060</b>			
	<b>Drive Tire</b>	in mm	9.8x3		250x75	
	<b>Load Wheels</b>	in mm	3.2x5.1		82x130	
	<b>Casters</b>	in mm	5.9x2.3		150x60	

GPC 3060 with Optional Platform Lift



**Electric System / Batteries**

24-volt electrical system with nominal battery capacities up to 750 Ah.

**Standard Equipment**

1. Crown Manufactured AC traction motor
2. e-GEN<sup>®</sup> Braking System offers regenerative and frictionless electric braking (mechanical braking applies only as parking brake)
3. Electronic steering with the center mounted X10<sup>®</sup> Handle for precise and effortless control
4. The self centering X10<sup>®</sup> Control Handle places all truck functions at the operator's fingertips
5. Crown Access 1 2 3<sup>®</sup> Comprehensive System Control
6. Intelligent Steering System slows the travel speed in curves
7. Load-dependent speed
8. Crown's Information Display
  - 1 line LCD display with 8 characters
  - Battery discharge indicator
  - Keyless start up with PIN code
  - Start up and run time diagnostics
  - 3 selectable traction performance profiles
  - Hour meters including traction motor, hydraulic motor and run time
  - Access 1 2 3 onboard diagnostic with real time troubleshooting capabilities
9. CAN-Bus technology
10. Ramp hold
11. Low step height of 5.1" (130 mm) with a wide walk-through area
12. Suspended floorboard with a non-slip anti-fatigue floor mat with integrated presence sensors
13. Electric power disconnect plug
14. Multiple storage compartments
  - Large front storage tray
  - Lower cover in backrest with shrink wrap pocket
  - 2 large storage bins in the backrest
  - 3 storage pockets in the battery area
15. Two cords on each side of desktop surface to fix paperwork
16. Poly heavy-duty drive tire, caster wheel and load wheels
17. Comfort backrest includes
  - soft molded lean pad
  - 2 large storage bins
  - backrest grab handles
18. Cushioned kneepad

19. Battery connector SB175 Gray
20. Heavy duty fork assembly
21. Heavy duty power unit
  - Heavy gauge steel skirt
  - Easily removable reinforced steel covers
  - Top battery access
22. Pallet entry rollers
23. Battery roll out for both sides

**Optional Equipment**

1. Fork length options
2. Fold-down step (not available with platform lift)
3. Backrest grab bar (standard, if fold-down step is ordered, not available with load backrest and platform lift)
4. Platform lift with an operator stand height of 37.4" (950 mm)
5. Picking guard (requires front Work Assist accessory tube)
6. QuickPick<sup>®</sup> Position Control in the backrest
7. Adjustable fold-down lean seat and lower cover in backrest with shrink wrap pocket (not available with platform lift)
8. SB 175 red, SB 350 gray, SB 350 red battery connector
9. 12 volt accessory cable for electronic tools
10. Key switch
11. Freezer Package
12. Load backrest
13. Strobe light (requires rear work assist tube)
14. Floor spotlight (requires front work assist tube with cable management)
15. Special paint
16. Rubber bumper
17. Rear storage compartment (not available with load backrest or platform lift)
18. Front Work Assist accessory tube with or without cable management
19. Rear Work Assist accessory tube (not available with load backrest or platform lift)
20. Work Assist<sup>®</sup> Accessories
  - Load tray
  - Shrink wrap holders
  - Storage pockets
  - Beverage holder
  - Trash bag holder
  - Scan gun holder
  - Small, medium and large clip boards
  - Mounting brackets for WMS terminals
21. Key pad
22. InfoLink ready
23. Supertrac drive tire
24. V-Force<sup>®</sup> Lithium-Ion Ready
25. Central storage tray
26. Universal magnetic storage tray
27. Soft writing mat
28. QuickPick Remote System
29. Rear load tray for lifting platform
30. Battery retainer sensor

31. Max battery size
  - 13.00x31.12x31.5" (330x790x800 mm) (WxLxH)
  - Battery rollout height lowered to 5.3" (135mm) from floor

**Electrical**

24 volt electrical system managed by Crown's Access 1 2 3 Comprehensive System Control. Virtually maintenance-free AC traction motor provides strong acceleration and control at any speed. Sensors monitor functional parameters including load, steering, speed and operator position and adjusts operational settings automatically to suit conditions

**Power Unit**

The rugged power unit is designed for tough real-world applications. A heavy gauge steel skirt protects drive unit and caster components while reinforced steel covers and doors cover all electronics. The uncluttered layout of components provides quick and easy access for servicing.

**Operator Area and Controls**

Soft and fully suspended floorboard reduces operator fatigue. Wide walk-through compartment with rounded surfaces provides a convenient shortcut even while carrying boxes. Contoured lean pad helps the operator stay centered in the truck while providing a soft contact surface to lean against. Multiple storage pockets provide locations for tools and personal effects.

All truck functions are controlled by the award-winning X10<sup>®</sup> control handle that allows simultaneous operation of all functions with one hand. Electronic steering is standard, providing precise, predictable control. A large information display provides battery discharge level, operational status and service messages to the operator.

**Access 1 2 3<sup>®</sup> Comprehensive System Control**

Crown's Access 1 2 3 technology provides optimum performance and control by offering a communications interface for the operator and service technician, intelligent coordination of lift truck systems and simplified service with advanced diagnostics. The display includes a full featured on-board service tool so service technicians can actively view inputs and outputs during truck operation. No laptop is required.

Performance tuning can be accessed at the display to customize truck performance for specific applications or operator requirements.

**e-GEN<sup>®</sup> Braking System**

The power of the high-torque AC traction motor is used to stop the truck and keep it static until a travel input is requested, even when operating on a gradient. This system eliminates adjustments and wear points for a lifetime of maintenance free use. An automatic parking brake activates if the truck is stopped and the operator leaves the platform or power is disconnected.

**Work Assist<sup>®</sup> Accessories**

A comprehensive range of Work Assist accessories are available to support a wide range of picking and administrative tasks. These rugged tools can be easily combined and positioned in the location best suited to the application and the user. Customer accessories can also be added using the universal clamp and adapter plate. Two front Work Assist accessory tubes are available for mounting the accessories, one with and one without cable management.

**Warning Device Options**

Audible or Visual Alerts

Safety considerations and dangers associated with audible travel alarms and lights include:

- Multiple alarms and/or lights can cause confusion.
- Workers ignore the alarms and/or lights after day-in and day-out exposure.
- Operator may transfer the responsibility for "looking out" to the pedestrians.
- Annoys operators and pedestrians.

**Other Options Available**

Contact factory for additional options.

*Dimensions and performance data given may vary due to manufacturing tolerances. Performance is based on an average size vehicle and is affected by weight, condition of truck, how it is equipped and the conditions of the operating area. Crown products and specifications are subject to change without notice.*



**You can count on Crown to build lift trucks designed for safe operation, but that's only part of the safety equation. Crown encourages safe operating practices through ongoing operator training, safety-focused supervision, maintenance and a safe working environment. Go to [crown.com](http://crown.com) and view our safety section to learn more.**

**Crown Equipment Corporation**  
New Bremen, Ohio 45869 USA  
**Tel** 419-629-2311  
**Fax** 419-629-3796  
[crown.com](http://crown.com)

Because Crown is continually improving its products, specifications are subject to change without notice.

Crown, the Crown logo, the color beige, the Momentum symbol, Pick Position Controls, The X10 Handle, Access 1 2 3, e-GEN, InfoLink, QuickPick, and Work Assist are trademarks of Crown Equipment Corporation in the United States and other countries.

Copyright 2006-2020 Crown Equipment Corporation  
SF19508 Rev. 08-20  
Printed in U.S.A.